

MasterMath

Graphs

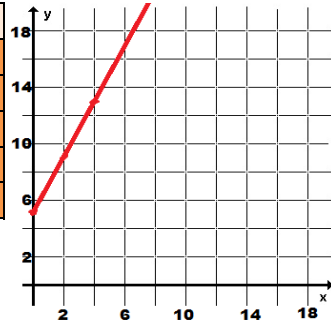
Name _____

Date _____

1.

Graph this data. Does the graph represent a linear function? Write an equation for the function.

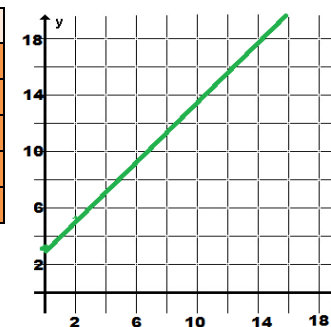
x	y
0	5
1	7
2	9
3	11
4	13



linear?	equation?
yes	$y = 2x + 5$

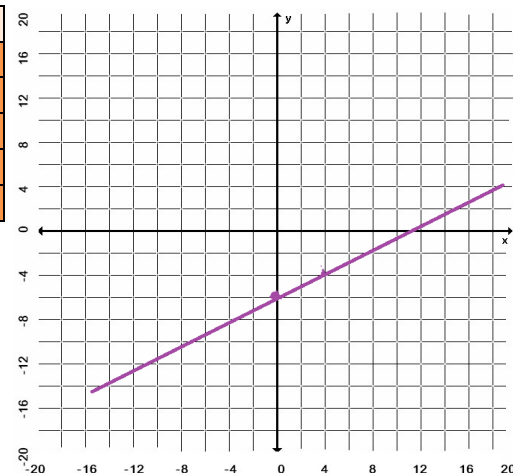
2. Graph this function: $y = x + 3$

x	y
0	3
1	4
2	5
3	6
4	7



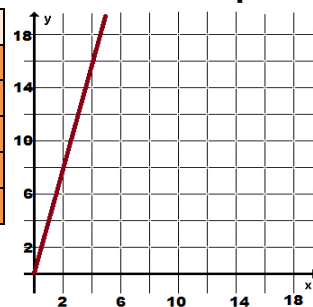
3. Graph this function: $y = \frac{1}{2}x - 6$

x	y
0	-6.0
1	-5.5
2	-5.0
3	-4.5
4	-4.0



4. The formula for the perimeter of a square is four times the length of a side. Create a table, a graph, and an equation for this relationship.

x	y
0	0
1	4
2	8
3	12
4	16



equation?
$y = 4x$